



District Report Card: 2017


State: Kerala	District: Kannur
Class: 5	Subject: Language
Schools: 61	Students: 1414


Participation/Coverage


Students

GENDER 	Boys		Girls	
	Number	%	Number	%
	726	51.34	688	48.66

AREA 	Rural		Urban	
	Number	%	Number	%
	1031	72.91	383	27.09

CATEGORY 	SC		ST		OBC		GEN	
	Number	%	Number	%	Number	%	Number	%
	51	3.61	38	2.69	1109	78.43	216	15.28

CWSN 	LD	VI	HI	S&LD	ID	Oth
	0	6	0	0	6	4

Management 	Government		Government-aided	
	Number	%	Number	%
	317	22.42	1097	77.58

Average Performance of Students in Language (%)

Overall	Gender		Area		Management		Social Group			
	Male	Female	Rural	Urban	Govt.	Aided	SC	ST	OBC	GEN
66.47	63.86	69.22	66.72	65.80	64.82	66.95	70.59	62.46	66.88	64.10

Performance on Learning Outcomes (LOs)

Learning Outcomes	Description	Average Performance(%)
L504	Reads and comprehends independently storybooks, news items/ headlines, advertisements etc.	60.33
L508	Reads text with comprehension, locates details and sequence of events	69.54

Range of Performance of Students who Answered Correctly							
Below 30%		30% - 50%		50% - 75%		Above 75%	
Number	%	Number	%	Number	%	Number	%
78	5.52	236	16.69	575	40.66	525	37.13

Lowest Performing Learning Outcomes (LOs)

- 1 - Reads and comprehends independently storybooks, news items/ headlines, advertisements etc. (60.33)
- 2 - Reads text with comprehension, locates details and sequence of events (69.54)